

Tollegno 1900 Merino Wool Extra Fine. 1-Ply, 2/30 Nm. Available in approximately 500g / 250g or 1.5kg cones.




BIANCO / AGRIGENTO



SENAPE / STATTE




ROSA / ROLLO



CIELO / FENIS




MELA / MACERE



NATURALE / MACERATA



ARANCIO / ARMIO



FUXIA / FICARRA



CIELO / CANARO



GRASS / GALLENO



GRIGIO / GRAFFA



ZUCCO / ZAMBRONE



LILLA / LUNGRO



MARE / MISINTO




VERDE / RESEDA




CHIARO / ALBENGA




ARANCIO / ARDESIO




VIOLA / LIVIGNO



AVIO / GELA




OLIVA / UZZANO




ANTRACITE / ANSA



ROSSO / RANICA




BORDEAUX / BARIO



AVIO / APICE




MARE / MIRADOLO




NERO / ROVIGO



PANNA / PEREGO



CAMMELLO / CANUTO



MARINO / ROMA